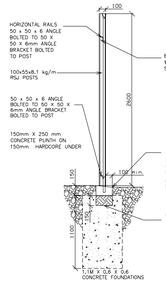


## PALES & PLINTH DETAILS

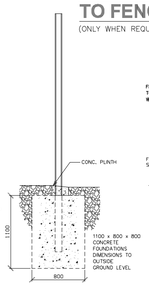


## DETAILS OF FOUNDATION TO CORNER POST

## DETAIL OF STRUTS TO FENCING

(ONLY WHEN REQUIRED)

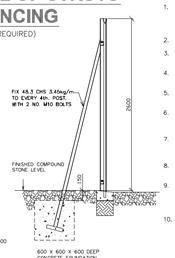


NOTES

1. THIS DRAWING TO BE READ IN CONJUNCTION WITH ALL RELEVENT ESBI DRAWINGS, BILLS OF QUANTITIES AND SPECIFICATION CS 17-501-5
2. THIS DRAWING IS NOT TO BE SCALED.
3. THE FENCE IS TO BE CONSTRUCTED IN ACCORDANCE WITH B.S. 1722 PART 12
4. GALVANISING TO BE IN ACCORDANCE WITH IS EN ISO 1461.
5. POWDER COATING TO BE IN ACCORDANCE WITH IS EN 13438.
6. PALES TO BE TRIPLE POINTED & SPLAYED, AND WELDED TO RAILS IN ACCORDANCE WITH CL. 5.1 OF BS 1722
7. GAP BETWEEN PALES AND BETWEEN PALES AND RSJ TO BE NOT GREATER THAT 50MM.
8. MINIMUM HEIGHT OF FENCE ON EITHER SIDE OF COMPOUND IS TO BE 2600MM
9. IN AREAS OF MADE-UP GROUND ADDITIONAL CONCRETE TO BE USED IN BASE. QUANTITY TO BE APPROVED BY ESBI IN ADVANCE.
10. CONCRETE TO BE GRADE C20/25 TO BASES, C30/37

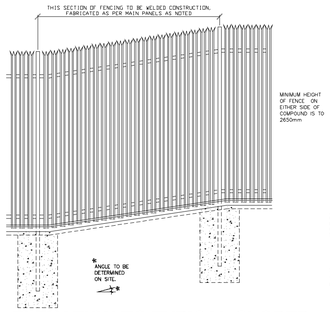


## ELEVATION TO TYPICAL SLOPED SECTION OF FENCING

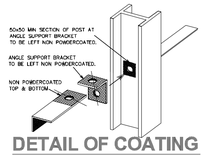


## DETAIL OF COATING AT FIXING POINTS

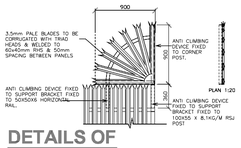


## DETAILS OF ANTI-CLIMBING AID (WHERE APPLICABLE)

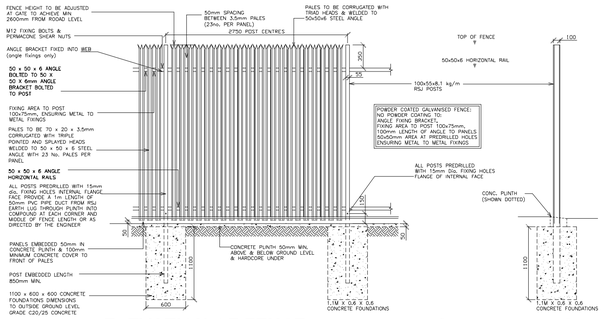


## ELEVATION OF FENCE

## SIDE ELEVATION OF POST

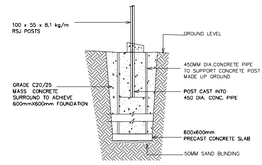


## DETAIL WHERE THERE IS MADE-UP GROUND

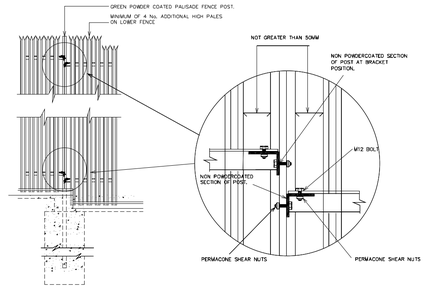


## STEP(S) IN PALISADE FENCE (WHERE APPLICABLE)

DEPTH OF STEP TO BE AGREED ON SITE, BUT NOT GREATER THAN 200mm
NOTE:- ADDITIONAL HIGH PALES ON LOWER FENCE.

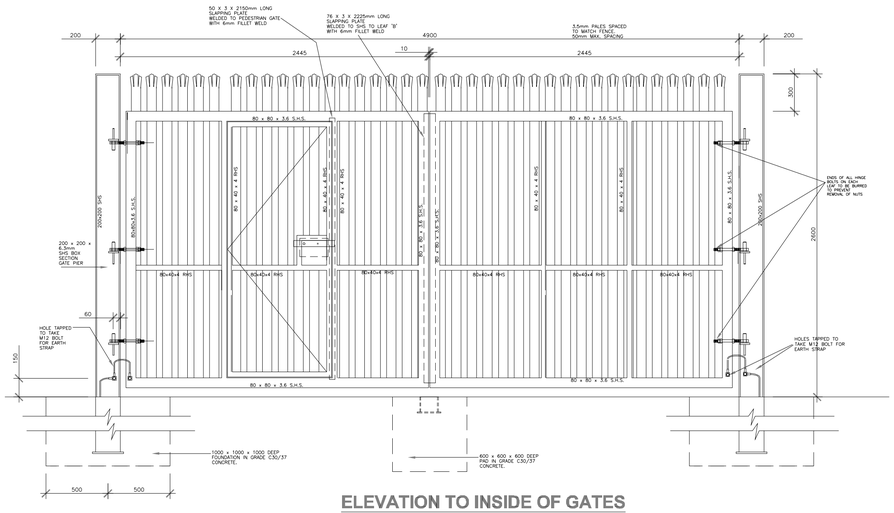


## ELEVATION TO INSIDE OF GATES

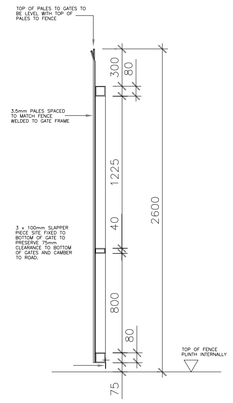


## SECTION A-A

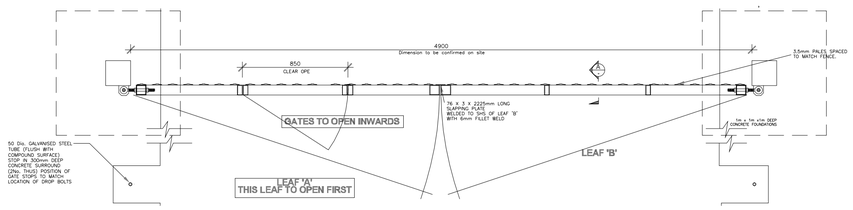


## PLAN ON GATES

**AECOM**

**PROJECT**

CULMULLIN 220 kV SUBSTATION

**CLIENT**

ENERGIA SOLAR HOLDINGS LTD.

energia Switched on

**CONSULTANT**


AECOM
Adelphi Plaza
Georges Street Upper
Dun Laoghaire
County Dublin
Ireland
T +353 (0)1 2383100
www.aecom.com


**LEGEND**

**NOTES**

1. DRAWINGS ARE INDICATIVE ONLY AND SHOULD NOT BE USED AS DETAILED FOR DESIGN;

**ISSUE/REVISION**

| I/R | DATE | DESCRIPTION |
|---|---|---|
| P1 | 20/06/2023 | FOR PLANNING |
| P0 | 27.05.2022 | FIRST ISSUE FOR PLANNING |

**STATUS**

FOR PLANNING

| PROJECT NUMBER | SCALE |
|---|---|
| 60657534 | NTS |

**SHEET TITLE**

CULMULLIN 220 kV SUBSTATION
TYPICAL SUBSTATION
FENCE DETAILS

| SHEET NUMBER | REV |
|---|---|
| 60657534-ACM-DWG-512 | P1 |


This drawing has been prepared for the use of AECOM's client. It may not be used, modified, reproduced or relied upon by third parties, except as agreed by AECOM or as required by law. AECOM accepts no responsibility, and denies any liability whatsoever, to any party that uses or relies on this drawing without AECOM's express written consent. Do not scale this document. All measurements must be obtained from the stated dimensions.



PM Initials : Designer : OB Checked : SA Approved : BW
Last saved by: EUAN.PROUDFOOT(2023-06-20) Last Plotted: 2023-06-20
Filename: L:\DUBLIN-IEDBL2\LEGACY\EDBL2FP001\DATA\DCS\PROJECTS\BP\60657534_SUMMERHILLFIELDSTOWNSID\900_CAD_GIS\910_CAD\CULMULLIN\PLANNING FOLDER\60657534-ACM-DWG-512.DWG



Printed on ____% Post-Consumer Recycled Content Paper